

**ANNEX B
GOVERNMENT PROCUREMENT POLICY BOARD
CONSOLIDATED PROCUREMENT MONITORING REPORT**


Name of Agency: **PHILIPPINE DEPOSIT INSURANCE CORPORATION**


Period Covered: **CY2021**


	Total Amount of Approved APP	Total Number of Procurement Activities	No. of Contracts Awarded	Total Amount of Contracts Awarded	No. of Failed Biddings	Total No. of Entities who Acquired Bid Docs	Total No. of Bidders who Submitted Bids	Total No. of Bidders who passed Eligibility Stage	No. of Bid Opportunities Posted at PhilGEPS	No. of Contract Award Posted at PhilGEPS	Total No. Of Contracts that incurred negative slippage	Total No. of contracts with amendments to order or variation orders
Column 1	Column 2	Column 3	Column 4	Column 5	Column 6	Column 7	Column 8	Column 9	Column 10	Column 11	Column 12	Column 13
1. Public Bidding*												
1.1. Goods	1,468,236,960.12	18	14	100,940,739.43	4	33	33	26	18	14	0	0
1.2. Works	0.00	0	0	0.00	0	0	0	0	0	0	0	0
1.3. Consulting Services	34,472,000.00	3	3	33,286,404.15	0	5	5	4	3	3	0	0
Sub-Total	1,502,708,960.12	21	17	134,227,143.58	4	38	38	30	21	17	0	0
2. Alternative Modes												
2.1.1 Shopping (52.1 a above 50K)	0.00	0	0	0.00						0		
2.1.2 Shopping (52.1 b above 50K)	9,283,819.20	57	46	6,861,533.37					57	46		
2.1.3 Other Shopping	10,574,550.09	142	479	10,462,312.53								
2.2.1 Direct Contracting (above 50K)	8,259,083.00	4	4	8,259,083.00						4		
2.2.2 Direct Contracting (50K or less)	0.00	0	0	0.00								
2.3.1 Repeat Order (above 50K)	0.00	0	0	0.00						0		
2.3.2 Repeat Order (50K or less)	0.00	0	0	0.00								
2.4. Limited Source Bidding	0.00	0	0	0.00					0	0		
2.5.1 Negotiation (Common-Use Supplies)	9,861,003.10	12	13	9,003,826.46								
2.5.2 Negotiation (Recognized Government Printers)	0.00	0	0	0.00								
2.5.3 Negotiation (TFB 53.1)	11,169,000.00	3	3	10,685,732.00					3	3		
2.5.4 Negotiation (SVP 53.9 above 50K)	22,268,030.00	77	73	18,051,668.44					77	73		
2.5.5 Other Negotiated Procurement (Others above 50K)	222,074,781.02	6	6	229,074,781.02						6		
2.5.6 Other Negotiated Procurement (50K or less)	1,751,072.80	89	83	1,452,127.49								
Sub-Total	295,241,339.21	390	707	293,851,064.31					137	132		
3. Foreign Funded Procurement**												
3.1. Publicly-Bid	0.00	0	0	0.00		0	0	0				
3.2. Alternative Modes	0.00	0	0	0.00		0	0	0				
Sub-Total	0.00	0	0	0.00								
4. Others, specify:	0.00	0	0	0.00								
TOTAL	1,797,950,299.33	411	724	428,078,207.89								

* Should include foreign-funded publicly-bid projects per procurement type

** All procurement using Foreign Funds excluding National Competitive Bidding (NCB) contracts; conversion to peso will be at BSP rates at the time the bids/quotations were submitted


CYRUS T. GALANG
Vice President, ASG


SANDRA A. DIAZ
Chairperson, Bids and Awards Committee


ROBERTO B. TAN
President and CEO