



BANK STATISTICS DEPARTMENT

# QUARTERLY Deposit Trends

## Domestic Deposit Liabilities

Q4 2016

Table 1. Deposit amount, level, and growth rate, end-December 2013 to end-December 2016

Bank Type	Deposit amount (in billion Php)				Increase/(Decrease)				YOY growth rate			
	Dec-13	Dec-14	Dec-15	Dec-16	Dec-13	Dec-14	Dec-15	Dec-16	Dec-13	Dec-14	Dec-15	Dec-16
<b>Total</b>	<b>7,600.3</b>	<b>8,512.4</b>	<b>9,217.6</b>	<b>10,494.5</b>	<b>1,854.0</b>	<b>912.1</b>	<b>705.2</b>	<b>1,276.9</b>	<b>32.3%</b>	<b>12.0%</b>	<b>8.3%</b>	<b>13.9%</b>
KBs	6,827.6	7,668.1	8,280.1	9,468.4	1,738.9	840.4	612.1	1,188.3	34.2%	12.3%	8.0%	14.4%
TBs	637.0	699.9	798.7	874.8	107.2	62.8	98.9	76.1	20.2%	9.9%	14.1%	9.5%
RBs	135.6	144.5	138.7	151.2	7.8	8.9	(5.8)	12.6	6.1%	6.5%	-4.0%	9.0%

Table 2. Deposit account, level, and growth rate, end-December 2013 to end-December 2016

Bank Type	Deposit account (in million)				Increase/(Decrease)				YOY growth rate			
	Dec-13	Dec-14	Dec-15	Dec-16	Dec-13	Dec-14	Dec-15	Dec-16	Dec-13	Dec-14	Dec-15	Dec-16
<b>Total</b>	<b>45.4</b>	<b>47.4</b>	<b>50.9</b>	<b>54.0</b>	<b>3.6</b>	<b>2.0</b>	<b>3.6</b>	<b>3.0</b>	<b>8.6%</b>	<b>4.5%</b>	<b>7.5%</b>	<b>5.9%</b>
KBs	34.3	35.7	38.3	40.6	2.8	1.4	2.7	2.2	8.9%	3.9%	7.5%	5.8%
TBs	5.6	5.9	6.3	6.4	0.6	0.3	0.4	0.2	13.0%	5.3%	6.6%	2.5%
RBs	5.5	5.9	6.4	7.0	0.1	0.4	0.5	0.6	2.3%	6.8%	8.5%	9.8%

### BY BANK TYPE

The total amount of domestic deposits<sup>1</sup> went up by Php1.28 trillion as of end-December 2016, representing an annual growth of 13.9% from Php9.2 trillion a year ago to Php10.5 trillion (Table 1). On a quarter-on-quarter basis, domestic deposits increased by 7.0% from Php9.8 trillion as of end-Sep 2016, equivalent to Php688.5 billion.

Year-on-year, all bank types registered a positive growth. KBs registered the fastest expansion in domestic deposits at 14.4%, followed by TBs at 9.5% and RBs at 9.0%. KBs accounted for 90.2% of the industry domestic deposits while it was 8.3% for TBs and 1.4% for RBs (Figure 1).

On the other hand, the total domestic deposit accounts increased by 3.0 million, or 5.9%, from the 50.9 million accounts as of end-December 2015, to reach 54.0 million as of end-December 2016 (Table 2). RBs posted the highest annual growth in deposit accounts at 9.8%, followed by KBs and TBs at 5.8% and 2.5%, respectively.

The country's five largest banks in terms of assets, accounted for more than half of the total domestic deposit amount and accounts in the Phil-

Figure 1. Deposit amount distribution by bank type

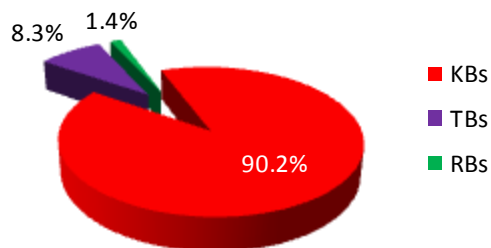


Figure 2. Deposit amount share of Top 5 banks by asset size

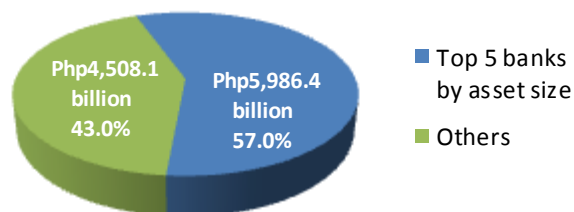
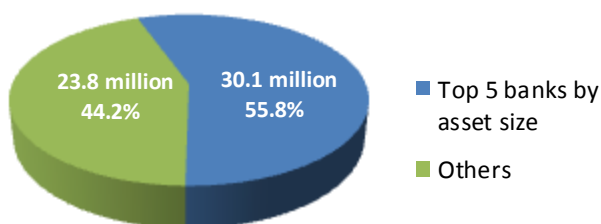


Figure 3. Deposit account share of Top 5 banks by asset size



ippine banking system (PBS), aggregating Php6.0 trillion (Figure 2) and 30.1 million (Figure 3), respectively.

BY TYPE OF DEPOSITS

Savings and time deposits were the main sources of bank funds, which jointly accounted for 76.7% of the total domestic deposits, as of end-December 2016 (Figure 4). Nearly half of the domestic deposits, equivalent to Php5.2 trillion, were savings deposits. Time deposits reached Php2.8 trillion, accounting for 27.0% of the total domestic deposits.

Combined demand and NOW<sup>2</sup> deposits totaled Php2.3 trillion while long-term negotiable certificates of deposits (LTNCDs) reached Php131.0 billion. Together, these deposit types accounted for 23.3% of the total domestic deposits.

In terms of growth rates, savings deposits (SD) expanded the fastest on an annual basis at a rate of 15.8%, followed by demand deposits (DD) and NOW accounts at 14.3%. Time deposits and LTNCDs grew by 10.2%.

BY TYPE OF DEPOSITORS

Individuals, private corporations, and government were the largest groups of domestic depositors in the PBS (Table 3). Together, their aggregate domestic deposits totaled Php9.9 trillion or 94.6% of the total domestic deposits (Figure 6).

The fastest growth in domestic deposit amount, however, was posted by trust departments at a rate of 24.0%, followed by non-residents at 18.2%, then government, individual and private corporations at 16.2%, 15.0%, and 10.7%, respectively.

Figure 4. Deposit amount by type of deposits, end-December 2016

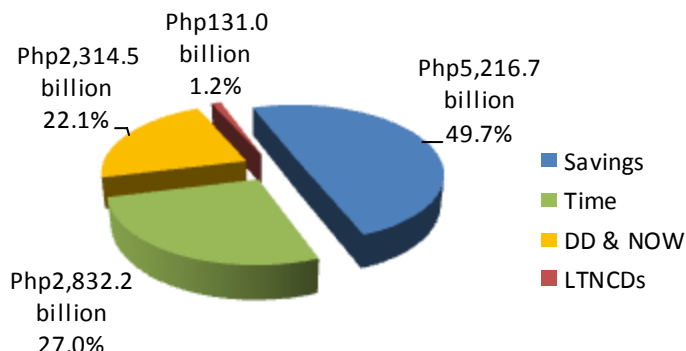


Figure 5. Deposit amount trend, by type of deposits, end-December 2015-2016

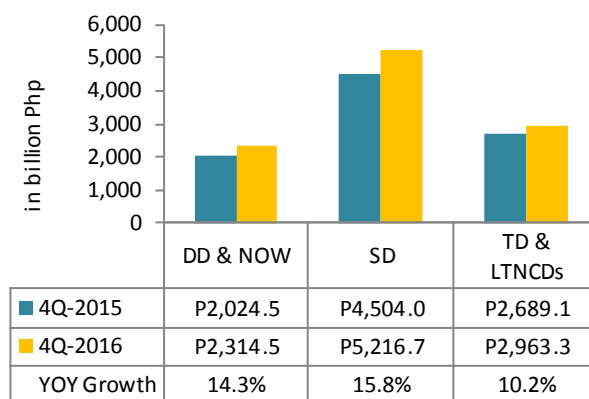


Figure 6. Deposit amount by type of depositor, end-December 2016

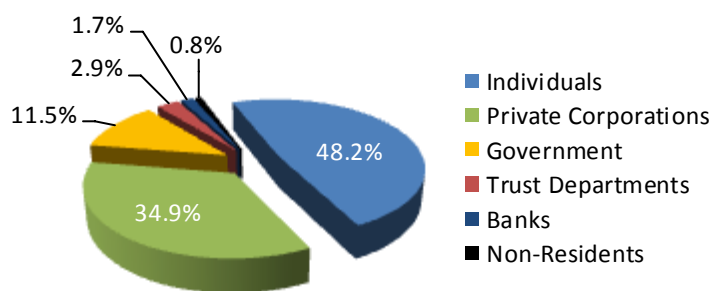


Table 3. Deposit amount and growth, by type of depositor, end-December 2015-2016

Depositor	Deposit amount (In billion Php)		Share to total		Growth
	Dec-2015	Dec-2016	Dec-2015	Dec-2016	
<b>TOTAL</b>	<b>9,217.6</b>	<b>10,494.5</b>	<b>100.0%</b>	<b>100.0%</b>	<b>13.9%</b>
Individuals	4,396.8	5,055.3	47.7%	48.2%	15.0%
Private Corporations	3,308.1	3,662.9	35.9%	34.9%	10.7%
Government	1,038.0	1,206.6	11.3%	11.5%	16.2%
Trust Departments	248.4	308.1	2.7%	2.9%	24.0%
Banks	155.8	178.3	1.7%	1.7%	14.5%
Non-Residents	70.5	83.3	0.8%	0.8%	18.2%

<sup>a</sup> Trust Department shall refer to the department, office, unit, group, division or any aggrupation which carries out the trust and other fiduciary business of a bank while Non-Residents refers to individuals or institutional units that have a center of economic interest outside the economic territory of the Philippines (Manual of Regulations for Banks Sec.X403-n: Financial Reporting Package for Banks updated as of 31 January 2013).

### BY TYPE OF CURRENCY

Peso accounts comprised 83.0% of the total domestic deposits, reaching Php8.7 trillion as of end-December 2016, 13.3% higher than its level as of end-December 2015 (**Table 4**). Meanwhile, foreign currency deposits, which comprised 17.0% of total domestic deposits, grew by 16.8% to reach Php1.8 trillion as of end-December 2016.

Table 4. Deposit amount, by type of currency

Currency	Amount (in billion Php)		Growth rate
	Dec-2015	Dec-2016	
<b>TOTAL</b>	<b>9,217.6</b>	<b>10,494.5</b>	<b>13.9%</b>
Peso Accounts	7,690.6	8,711.0	13.3%
FCDU/EFCDU	1,527.0	1,783.5	16.8%

Figure 7. Deposit account, by size

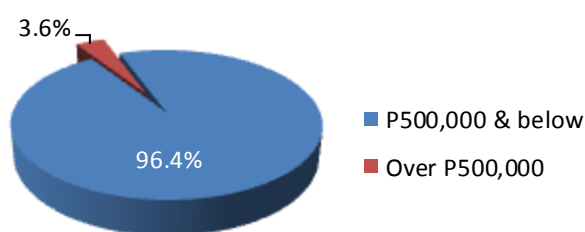
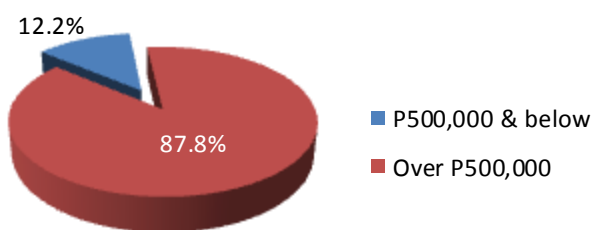


Figure 8. Deposit amount, by size



### BY SIZE OF ACCOUNTS AND RISK EXPOSURES

Fully insured deposit accounts, or deposit accounts with balances within PDIC's maximum deposit insurance coverage (MDIC) of Php500,000, comprised 96.4% of the total domestic deposit accounts (**Figure 7**) and represented 12.2% of the total domestic deposit amount (**Figure 8**). The amount of fully insured deposit accounts totaled Php1.3 trillion, up by 8.6% from the previous year.

Meanwhile, domestic deposit accounts with balance of more than Php500,000 accounted for 3.6% of the total domestic deposit accounts but made up for only 3.6% of the total domestic deposit amount. These deposit accounts are partially insured, which means that their estimated insured deposits are only up to the MDIC. The partially insured deposit amount of these accounts reached Php978.3 billion as of end-December 2016, representing an annual growth of 9.3%.

The estimated risk exposure to banks of the PDIC amounted to Php2.3 trillion—the sum of fully insured and partially insured deposits—in end-December 2016, 8.9% higher than its level as of end-December 2015 (**Table 5**). The estimated risk exposure represents 21.5% of the total domestic deposits.

### ENDNOTES

<sup>1</sup> Domestic Deposit Liabilities exclude deposits in overseas branches of Philippine Banks.

<sup>2</sup> Negotiable Order of Withdrawal (NOW) Accounts refers to the interest-bearing savings deposit which are withdrawable by means of NOW (Source: Financial Reporting Package for Banks updated as of 31 July 2015).

Table 5. Deposit amount, by size of accounts and risk exposure

Deposit size	Dec-2015				Dec-2016				Growth rate	
	Account	% to Total	Amount	% to Total	Account	% to Total	Amount	% to Total	Account	Amount
P500,000 & below	49.2	96.5%	1,176.5	12.8%	52.0	96.4%	1,277.1	12.2%	5.8%	8.6%
Over P500,000	1.8	3.5%	8,041.1	87.2%	2.0	3.6%	9,217.4	87.8%	9.3%	14.6%
<b>Total deposits</b>	<b>50.9</b>	<b>100.0%</b>	<b>9,217.6</b>	<b>100.0%</b>	<b>54.0</b>	<b>100.0%</b>	<b>10,494.5</b>	<b>100.0%</b>	<b>5.9%</b>	<b>13.9%</b>
Fully insured	49.2	96.5%	1,176.5	12.8%	52.0	96.4%	1,277.1	12.2%	5.8%	8.6%
Partially insured	1.8	3.5%	895.3	9.7%	2.0	3.6%	978.3	9.3%	9.3%	9.3%
<b>Insured deposits</b>	<b>50.9</b>	<b>100.0%</b>	<b>2,071.8</b>	<b>22.5%</b>	<b>54.0</b>	<b>100.0%</b>	<b>2,255.3</b>	<b>21.5%</b>	<b>5.9%</b>	<b>8.9%</b>

Note: Account in million, Amount in billion Php; **Fully Insured Deposits** is the total deposit amount of accounts with balances of P500,000 and below; **Partially Insured Deposits** is the total deposit amount of the estimated insured portion (up to the P500,000) of accounts with balances that are higher than the MDIC.

This space intentionally blank



*For queries and information, please contact the Officer in-Charge of the Bank Statistics Department at (632) 841-4000 local 4265 or by e-mail at [bpmc@pdic.gov.ph](mailto:bpmc@pdic.gov.ph).*