



BANK STATISTICS DEPARTMENT

QUARTERLY Deposit Trends

Domestic Deposit Liabilities

Q1 2018

Table 1. Deposit amount, level, and growth rate, end-March 2015 to end-March 2018

Bank Type	Deposit amount (in billion Php)				Increase/(Decrease)				YOY growth rate			
	Mar-15	Mar-16	Mar-17	Mar-18	Mar-15	Mar-16	Mar-17	Mar-18	Mar-15	Mar-16	Mar-17	Mar-18
Total	8,479.0	9,394.6	10,620.7	11,945.0	761.6	915.6	1,226.1	1,324.3	9.9%	10.8%	13.1%	12.5%
KBs	7,655.0	8,440.2	9,564.1	10,842.7	716.5	785.2	1,123.9	1,278.6	10.3%	10.3%	13.3%	13.4%
TBs	675.9	811.3	900.1	935.5	36.2	135.3	88.8	35.4	5.7%	20.0%	11.0%	3.9%
RBs	148.1	143.1	156.5	166.8	8.9	(4.9)	13.4	10.3	6.4%	-3.3%	9.3%	6.6%

Table 2. Deposit account, level, and growth rate, end-March 2015 to end-March 2018

Bank Type	Deposit account (in million)				Increase/(Decrease)				YOY growth rate			
	Mar-15	Mar-16	Mar-17	Mar-18	Mar-15	Mar-16	Mar-17	Mar-18	Mar-15	Mar-16	Mar-17	Mar-18
Total	48.2	51.9	55.1	58.2	2.0	3.6	3.2	3.2	4.3%	7.5%	6.2%	5.7%
KBs	36.3	39.0	41.4	43.3	1.2	2.8	2.4	1.9	3.5%	7.6%	6.1%	4.6%
TBs	6.0	6.3	6.5	6.9	0.3	0.4	0.1	0.4	5.6%	6.1%	2.1%	6.2%
RBs	6.0	6.5	7.2	8.0	0.5	0.5	0.7	0.8	8.3%	8.4%	10.9%	11.6%

BY BANK TYPE

The total amount of domestic deposits¹ went up by Php1.3 trillion as of end-March 2018, representing an annual growth of 12.5% from Php10.6 trillion a year ago to Php11.9 trillion (**Table 1**). On a quarter-on-quarter basis, domestic deposits increased by 2.0% from Php11.7 trillion as of end-December 2017, equivalent to Php234.3 billion.

Year-on-year, all bank types registered a positive growth. KBs registered the fastest expansion in domestic deposits at 13.4%, followed by RBs at 6.6% and TBs at 3.9%. KBs accounted for 90.8% of the industry domestic deposits while it was 7.8% for TBs and 1.4% for RBs (**Figure 1**).

On the other hand, the total domestic deposit accounts increased by 3.2 million, or 5.7%, from the 55.1 million accounts as of end-March 2017, to reach 58.2 million as of end-March 2018. RBs posted the highest annual growth in deposit accounts at 11.6%, followed by TBs and KBs at 6.2% and 4.6%, respectively (**Table 2**).

The country's five largest banks in terms of assets, accounted for more than half of the total domestic deposit amount and accounts in the Phil-

Figure 1. Deposit amount distribution by bank type

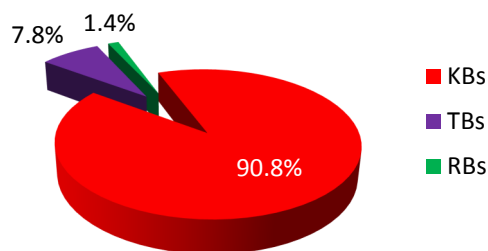


Figure 2. Deposit amount share of Top 5 banks by asset size

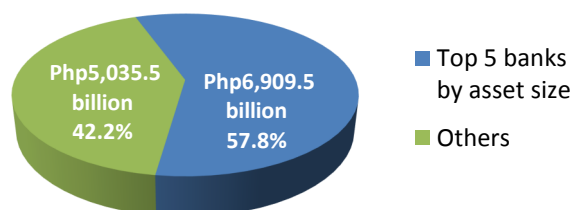
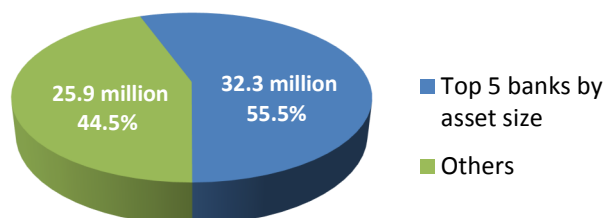


Figure 3. Deposit account share of Top 5 banks by asset size



ippine banking system (PBS), aggregating Php6.9 trillion (**Figure 2**) and 32.3 million (**Figure 3**), respectively.

BY TYPE OF DEPOSITS

Savings and time deposits were the main sources of bank funds, which jointly accounted for 75.1% of the total domestic deposits, as of end-March 2018. Nearly half of the domestic deposits, equivalent to Php5.6 trillion, were savings deposits. Time deposits reached Php3.4 trillion, accounting for 28.3% of the total domestic deposits (Figure 4).

Combined demand and NOW² deposits totaled Php2.8 trillion while long-term negotiable certificates of deposits (LTNCDs) reached Php197.0 billion. Together, these deposit types accounted for 24.9% of the total domestic deposits.

In terms of growth rates, time deposits (TD) and LTNCD expanded the fastest on an annual basis at a rate of 18.3%, followed closely by demand deposits (DD) and NOW accounts at 16.3%. Savings deposits grew by 7.4% (Figure 5).

BY TYPE OF DEPOSITORS

Individuals, private corporations, and government were the largest groups of domestic depositors in the PBS (Table 3). Together, their aggregate domestic deposits totaled Php11.2 trillion or 94.0% of the total domestic deposits (Figure 6).

The fastest growth in domestic deposit amount, however, was posted by trust department at a rate of 45.9%, followed by government at 25.5%, and non-residents at 21.7%. On the other hand, deposits from banks contracted by 29.0%.

Figure 4. Deposit amount by type of deposits, End-March 2018

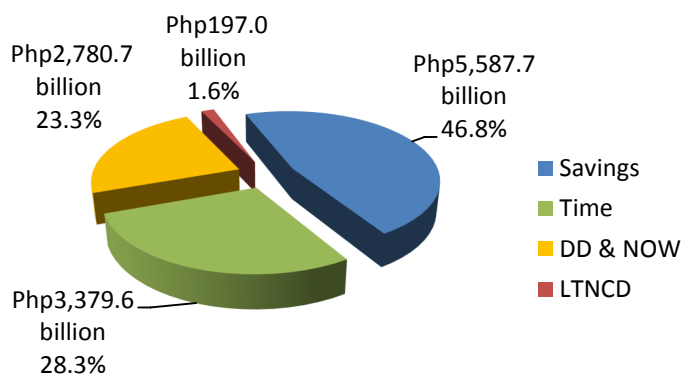


Figure 5. Deposit amount trend, by type of deposits, end-March 2017-2018

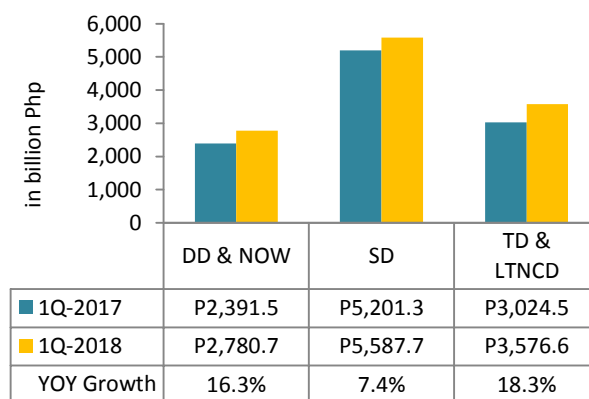


Figure 6. Deposit amount by type of depositor, end-March 2018

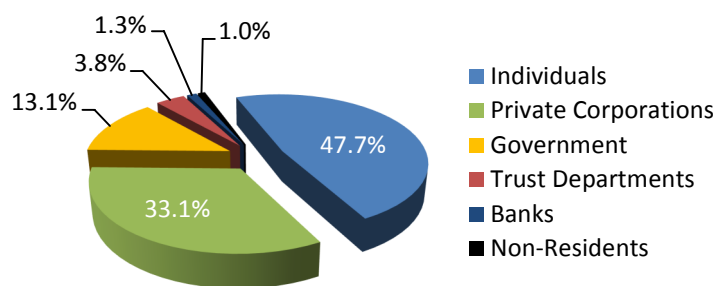


Table 3. Deposit amount and growth, by type of depositor, end-March 2017– March 2018

Depositor	Deposit amount (in billion Php)		Share to total		Growth
	Mar-2017	Mar-2018	Mar-2017	Mar-2018	
TOTAL	10,620.7	11,945.0	100.0%	100.0%	12.5%
Individuals	5,254.4	5,702.3	49.5%	47.7%	8.5%
Private Corporations	3,500.7	3,957.6	33.0%	33.1%	13.1%
Government	1,249.0	1,566.9	11.8%	13.1%	25.5%
Trust Departments	310.7	453.5	2.9%	3.8%	45.9%
Banks	211.8	150.3	2.0%	1.3%	-29.0%
Non-Residents	94.1	114.5	0.9%	1.0%	21.7%

^a Trust Department shall refer to the department, office, unit, group, division or any aggruppation which carries out the trust and other fiduciary business of a bank while Non-Residents refers to individuals or institutional units that have a center of economic interest outside the economic territory of the Philippines (Manual of Regulations for Banks Sec.X403-n: Financial Reporting Package for Banks updated as of 31 January 2013).

BY TYPE OF CURRENCY

Peso accounts comprised 83.2% of the total domestic deposits, reaching Php9.9 trillion as of end-March 2018, 13.6 higher than its level as of end-March 2017 (**Table 4**). Meanwhile, foreign currency deposits, which comprised 16.8% of total domestic deposits, grew by 7.0% to reach Php2.0 trillion as of end-March 2018.

Table 4. Deposit amount, by type of currency

Currency	Amount (in billion Php)		Growth rate
	Mar-2017	Mar-2018	
TOTAL	10,620.7	11,945.0	12.5%
Peso Accounts	8,747.9	9,942.0	13.6%
FCDU/EFCDU ³	1,872.8	2,003.0	7.0%

Figure 7. Deposit account, by size

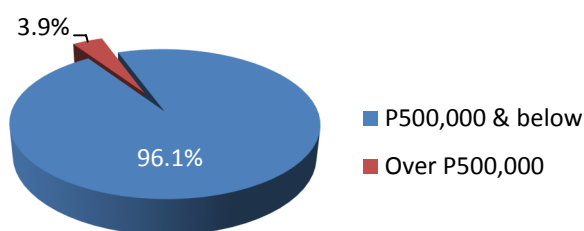
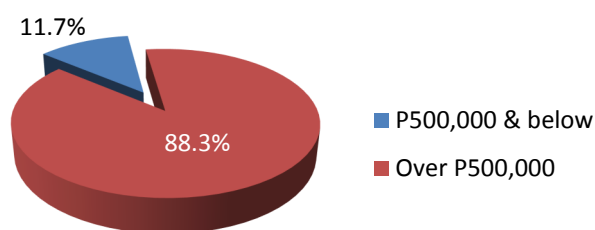


Figure 8. Deposit amount, by size



BY SIZE OF ACCOUNTS AND RISK EXPOSURES

Fully insured deposit accounts, or deposit accounts with balances within PDIC's maximum deposit insurance coverage (MDIC) of Php500,000, comprised 96.1% of the total domestic deposit accounts (**Figure 7**) and represented 11.7% of the total domestic deposit amount (**Figure 8**). The amount of fully insured deposit accounts totaled Php1.4 trillion, up by 8.9% from the previous year.

Meanwhile, domestic deposit accounts with balance of more than Php500,000 accounted for 88.3% of the total domestic deposit amount but made up for only 3.9% of the total domestic deposit accounts. These deposit accounts are partially insured, which means that their estimated insured deposits are only up to the MDIC. The partially insured deposit amount of these accounts reached Php1.1 trillion as of end-March 2018, representing an annual growth of 11.1%.

The estimated risk exposure to banks of the PDIC amounted to Php2.5 trillion—the sum of fully insured and partially insured deposits—in end-March 2018, 9.9% higher than its level as of end-March 2017 (**Table 5**). The estimated risk exposure represents 21.1% of the total domestic deposits.

ENDNOTES

¹ Domestic Deposit Liabilities exclude deposits in overseas branches of Philippine Banks.

² Negotiable Order of Withdrawal (NOW) Accounts refers to the interest-bearing savings deposit which are withdrawable by means of NOW (Source: Financial Reporting Package for Banks updated as of 31 July 2015).

Table 5. Deposit amount, by size of accounts and risk exposure

Deposit size	Mar-2017				Mar-2018				Growth rate	
	Account	% to Total	Amount	% to Total	Account	% to Total	Amount	% to Total	Account	Amount
P500,000 & below	53.0	96.3%	1,283.7	12.1%	56.0	96.1%	1,398.0	11.7%	5.5%	8.9%
Over P500,000	2.0	3.7%	9,337.0	87.9%	2.2	3.9%	10,547.1	88.3%	11.1%	13.0%
Total deposits	55.1	100.0%	10,620.7	100.0%	58.2	100.0%	11,945.0	100.0%	5.7%	12.5%
Fully insured	53.0	96.3%	1,283.7	12.1%	56.0	96.1%	1,398.0	11.7%	5.5%	8.9%
Partially insured	2.0	3.7%	1,010.3	9.5%	2.2	3.9%	1,122.4	9.4%	11.1%	11.1%
Insured deposits	55.1	100.0%	2,294.1	21.6%	58.2	100.0%	2,520.3	21.1%	5.7%	9.9%

Note: Account in million, Amount in billion Php; **Fully Insured Deposits** is the total deposit amount of accounts with balances of P500,000 and below; **Partially Insured Deposits** is the total deposit amount of the estimated insured portion (up to the P500,000) of accounts with balances that are higher than the MDIC.

This space intentionally blank



For queries and information, please contact the Officer in-Charge of the Bank Statistics Department at (632) 841-4000 local 4373 or by e-mail at bpmc@pdic.gov.ph.